



Accessories System Integration

Accessories —System Integration


RS485 modules

Required to connect RS485 sensors (up to 3 signals) to Alpha-Log's RS485 port.

	TXMRA0031	Three signal RS485 active star wiring hub. The unit has three independent RS485 input and output channels, each with their own driver, which can transmit signals across 1200 m of cable on each channel.	
		Input	N.3 RS485 Channel: Data+, Data-
		Output	N.1 RS485 Channel: Data+, Data-
		Speed	300...115200 bps
		ESD protection	Yes
		Power supply	10...40 Vdc (not insulated)
		Power consumption	2.16 W
	EDTUA2130	Three signal RS485 active star wiring hub.	
		Input	N.3 RS485 Channel: Data+, Data-
		Output	N.1 RS485 Channel: Data+, Data-
		Maximum current	16 A
		Voltage	450 Vdc
		Protection degree	IP68

Mini-DIN Adapters


To connect sensors with free-wires to data loggers with min-DIN input (ELR510.1, ELO009), these adapters are needed:

	CCDCA0010	Terminal board/mini-DIN adapter+cable	
	CCDCA0020	N. contacts	CCDCA0010: 4 + shield (for digital sensor) CCDCA0020: 7 + shield (for analogic sensor)
		Cable	L=2 m

RS485 converters, TCP/IP


To obtain a long cable (more than 1 Km) between the data logger and the PC. It is possible to use a RS232-485 converter. A TCP/IP connection to the Ethernet web, allows to send data to the PC within a network also connected via the Internet. These devices can be mounted inside ELF boxes.

	DEA504.1	RS232<->RS485/422 422 converter with electrical protections	
		Insulation (optically)	Optically insulated (2000 V)
		Insulation (surge protection)	From electrostatic discharge (25KV ESD)
		Bit rate	300 bps...1 M bps
		RS232 connector	DB9 female
		RS422/485 connector	DB9 male, 5-pin terminal
		Power supply	9...48 Vdc (power supply included)
		Fixing	Mini-DIN bar
		Cable	DB9M/DB9F (included)
	MN1510.20R	Cable LAN Category 5 to connect DEA504 converters. L= 20 m	
	MN1510.25R	Cable LAN Category 5 to connect DEA504 converters. L= 25 m	
	MN1510.50R	Cable LAN Category 5 to connect DEA504 converters. L= 50 m	
	MN1510.200R	Cable LAN Category 5 to connect DEA504 converters. L= 200 m	
	DEA553	Industrial secure serial port to Ethernet device server with 1xRS-232/422/485 and 2x10/100Base-T(X)	
		Input	RS232/422/485 (DB9)
		Output	Ethernet 10/100Base-T(x) Auto MDI/MDIX
		Protocols	ICMP, IP, TCP, UDP, DHCP, BOOTP, SSH, DNS, SNMP, V1/V2c, HTTPS, SMTP
		Power supply	12...48 Vdc
		Consumption	1.44 W
		Operative Temperature	-40...70°C
		Fixing	DIN bar
		Protection degree	IP30
		Weight	0,227 kg


	DEA509	Gateway Modbus-TCP. Modbus-RTU in Modbus TCP converter	
		Input	RS232/422/485 (DB9)
		Output	Ethernet 10/100 M
		ESD protection	15 KV for serial port
		Magnetic protections	1.5 KV for Ethernet port
		Power supply	12...48 Vdc
		Consumption	200 mA @ 12Vdc, 60 mA@ 48Vdc
		Operative Temperature	0...60°C
		Fixing	DIN bar
		Protection degree	IP30
		Weight	0.34 kg

RS232 cables, USB interface

To connect data loggers to PC via RS232 or USB cable. In each pack of M-Log and E-Log the ELA105 serial cable and the DEB518 USB adapter are included.

	ELA015.R	L= 1.8 m serial cable. Included in each M-Log and E-Log pack
	DEB518.R	RS232->USB converter Included in each M-Log and E-Log pack


Converter RS232/RS485 - > optical fibre

	TXMPA1151	Serial converter R232 / optical fibre mono modal
	TXMPA1251	Serial converter R485 / optical fibre mono modal


Dropping resistors

	EDECA1001	Five 50 ohm-resistors kit (1/8 W, 0.1%, 25 ppm) to convert 4...20 mA -> 200...1000 mV
--	------------------	--

Radio signals repeaters

	EZB322	Zig-Bee radio signals repeater	
		Mounting	Universal AC socket
		Power supply	85...265 Vac, Universal AC socket
		Protection	IP52
		Environmental limits	0...70°C
		Compatibility	E-Log radio (ELO3515)
	EXP401	IP64 radio signals repeater "Store and forward". Power supply: 12 Vdc	
	DEA260.2	Power supply 230->13,8V 0,6A for EXP401 repeater	
	EXP402	IP65 radio signals repeater "Store and forward". Power supply: 12 Vdc	
	DYA056	Support for EXP401-402 to pole D=45...65mm	
	DWA505A	Cable for EXP402, L=5 m	
	DWA510A	Cable for EXP402, L=10 m	

Radio signals receiver

	EXP301	Radio signal receiver from radio sensors or from EXP820 RS-232 Output compatible with data loggers (M/E-Log) <ul style="list-style-type: none"> • Maximum number of receivable sensors 200 • Battery NiCd 9 V • Power supply 12 Vdc • Antenna included
	DWA601A	Serial cable L=10 m for connection of EXP301 to E/M-Log data logger RS-232 port
	DYA056	Support for EXP301 to pole D=45...65mm